

Understanding Yarn Labels







































If you've ever wondered if a yarn you own would be appropriate to make blankets, this chart should help.

Labels sometimes indicate "machine wash and dry" which is exactly what we're looking for, but often they only convey this information in symbols.

Highlighted in green are the symbols which indicate the yarn is great for blankets. I've found that if there's a specific temperature indicated (ie. dots placed within the symbol), really any temperature works for us.

The main symbols to avoid are crossed off in red on the chart. While we truly appreciate yarn donations, these symbols also apply to yarn you may want to donate at CFC's headquarters. 100% of this yarn is resorted into smaller bags for pick up by grateful volunteers.

Thank you for making beautiful blankets that stand up to the repeated washings at the shelters. Remember, the blankets are sent home with the pets when they're adopted, so we want the blankets to last a LONG time!

GUIDE TO APPAREL/TEXTILE CARE SYMBOLS*																
 Wash	Machine Wash Cycles  Normal  Permanent Press  Delicate/Gentle	 Hand Wash	Warning Symbols for Laundering  Do Not Wash  Do Not Bleach  Do Not Dry <small>(used with Do Not Wash)</small>  Do Not Iron													
	Water Temperatures <table border="1"> <tr> <td>(Maximum)</td> <td>(200F)</td> <td>(160F)</td> <td>(140F)</td> <td>(120F)</td> <td>(105F)</td> <td>(65F-85F)</td> </tr> <tr> <td>Symbol(s)</td> <td>95C •••••</td> <td>70C ••••</td> <td>60C ••••</td> <td>50C ••••</td> <td>40C ••••</td> <td>30C ••••</td> </tr> </table>		(Maximum)	(200F)	(160F)	(140F)	(120F)	(105F)	(65F-85F)	Symbol(s)	95C •••••	70C ••••	60C ••••	50C ••••	40C ••••	30C ••••
(Maximum)	(200F)	(160F)	(140F)	(120F)	(105F)	(65F-85F)										
Symbol(s)	95C •••••	70C ••••	60C ••••	50C ••••	40C ••••	30C ••••										
 Bleach	 Any Bleach When Needed  Only Non-Chlorine Bleach When Needed															
 Dry	Tumble Dry Cycles  Normal  Permanent Press  Delicate/Gentle	 Line Dry / Hang to Dry  Tumble Dry  Dry Flat	Additional Instructions (in Symbols or Words)  Do Not Wring  Do Not Tumble Dry  In the shade <small>(add to line dry, dry flat, or dry flat)</small>  No Steam <small>(add to iron)</small>													
	Tumble Heat Setting  Any Heat  High  Medium  Low  No Heat/Air															
 Iron	Iron-Dry or Steam <table border="1"> <tr> <td>Maximum Temperatures</td> <td>200C (390F) High</td> <td>150C (300F) Medium</td> <td>110C (230F) Low</td> </tr> </table>	Maximum Temperatures	200C (390F) High	150C (300F) Medium	110C (230F) Low											
Maximum Temperatures	200C (390F) High	150C (300F) Medium	110C (230F) Low													
 Dryclean	Dryclean - Normal Cycle  Any Solvent  Any Solvent Except Trichloroethylene  Petroleum Solvent Only  Do Not Dryclean		Dryclean - Additional Instructions  Short Cycle  Reduced Moisture  Low Heat  No Steam Finishing													

